



# Retail Products by Western Reflections



**WESTERN**  
*Reflections*



Easy to install. Easy to use.



Easily mounts to existing door frame. With either a left or right hand operation, it fits on all door sills.

Screen can be deployed for a full view, or closed into the housing making it nearly invisible.

Practical. Attractive. Durable.

The ODL Retractable Screen will change the way you see screen doors!

### Single Doors

Door Type	Screen Size	Door Height
Single Doors	Standard	6'8" In-swing Door
	Short	6'6" In-swing Door
		6'8" Out-swing Door
Tall	8' In-swing Door	

### Double Doors

Door Type	Screen Size	Door Height
Double Swinging Doors*	Standard	6'8" In-swing Door
	Short	6'6" In-swing Door
		6'8" Out-swing Door
Tall	8' In-swing Door	

\* Requires Two Units

### Sliding Glass Doors

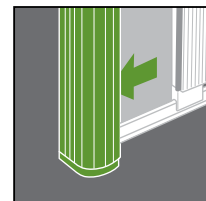
Door Type	Screen Size	Door Height
Sliding Doors	Short	6'8" Sliding Patio Door

### Which way does your door operate?

Determine that your door swings to the inside of your home (In-Swing)... the outside (Out-Swing)... or if it's a sliding door.



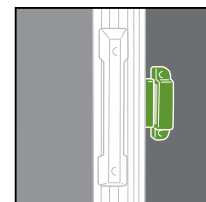
Screen retracts into housing when not in use.



Slam-Proof™ bumper ensures a safe recoil.



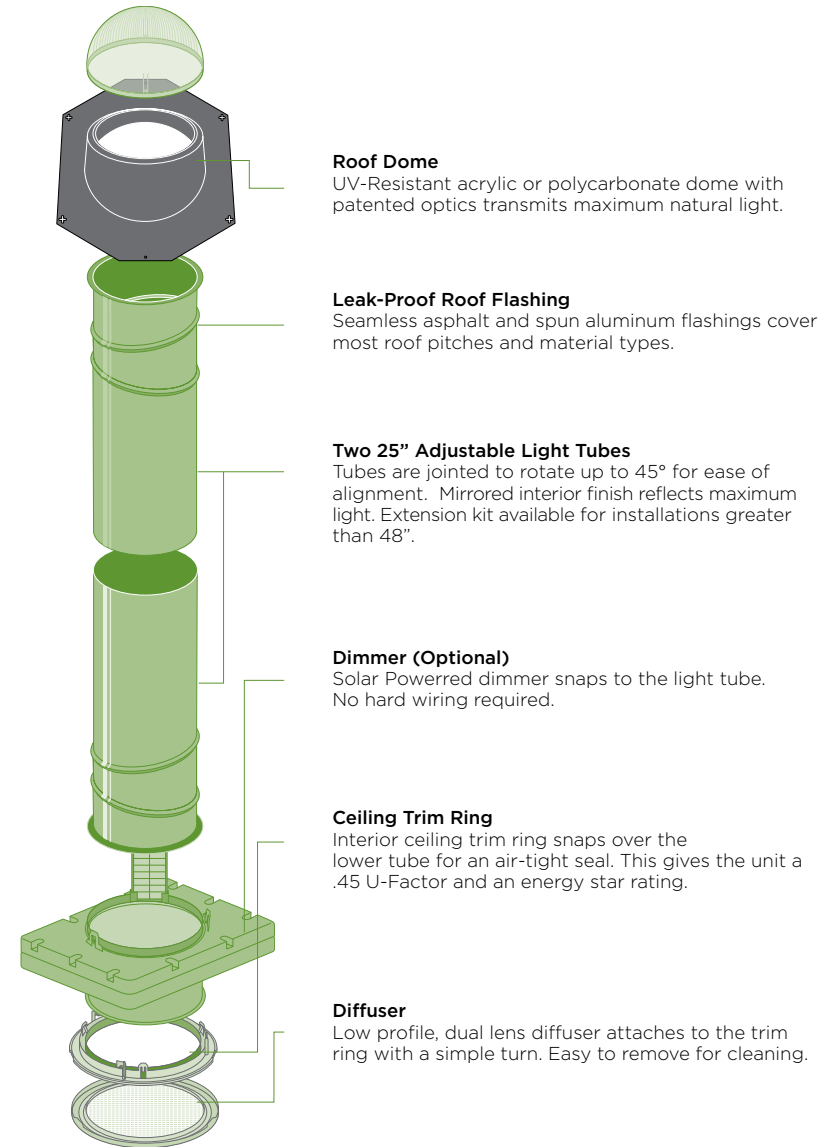
Durable fiberglass screen resists damage from hands or pets.



**Tools needed:**  
measuring tape  
pencil  
phillips screwdriver  
file  
hack saw  
drill  
3/32" drill bit  
5/32" drill bit  
square

**Parts to Install:**  
Screen housing Sill plate  
Top track  
Bottom track  
Inside and outside handles  
Magnetic catch assembly

### Advantages of ODL Tubular Skylights



**Roof Dome**  
UV-Resistant acrylic or polycarbonate dome with patented optics transmits maximum natural light.

**Leak-Proof Roof Flashing**  
Seamless asphalt and spun aluminum flashings cover most roof pitches and material types.

**Two 25" Adjustable Light Tubes**  
Tubes are jointed to rotate up to 45° for ease of alignment. Mirrored interior finish reflects maximum light. Extension kit available for installations greater than 48".

**Dimmer (Optional)**  
Solar Powered dimmer snaps to the light tube. No hard wiring required.

**Ceiling Trim Ring**  
Interior ceiling trim ring snaps over the lower tube for an air-tight seal. This gives the unit a .45 U-Factor and an energy star rating.

**Diffuser**  
Low profile, dual lens diffuser attaches to the trim ring with a simple turn. Easy to remove for cleaning.

### Control Natural Light Day or Night

### Solar Powered Dimmer for 10" Tubular Skylights

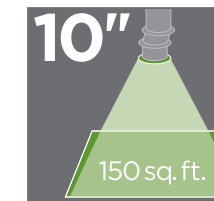


The ODL Solar Power Dimmer for Tubular Skylights gives you the ability to control natural light provided by your ODL Tubular Skylight and allows you to install tubular skylights in rooms like never before - bedrooms, nurseries and media rooms.



### Variety of Options

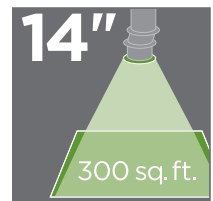
#### Sizes:



10" lights up to 150 s/f



10" = 3-100 watt light bulbs

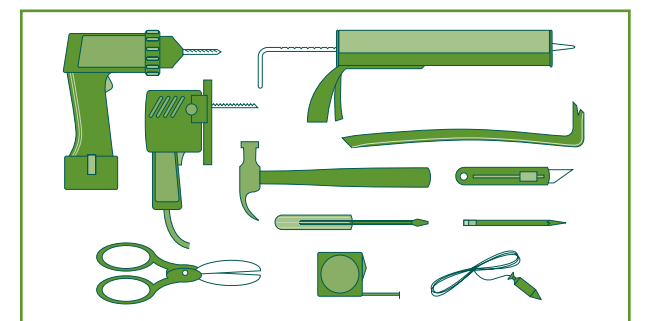


14" lights up to 300 s/f



14" = 5-100 watt light bulbs

#### Required Tools:



**Instructions:** cutting guide, and hardware included. Installation video available at [www.odl.com](http://www.odl.com)

# Enclosed Treatments



Installs on steel and fiberglass doors.



Installs on steel, fiberglass, wood and vinyl swinging patio doors.



# Solar Entry Light

**The ODL Solar Entry Light provides focused white light, adding security and safety to any entrance, all through the power of the sun.**

- Versatile - The Solar Entry light can be installed on any entrance; e.g. boats, sheds, homes.
- Green friendly - The Solar Entry Light is completely solar powered - no electricity



- Simple - No hardwiring - just a couple of screws allows for a complete install.
- Aesthetically pleasing - A sleek design which blends into its environment
- Focused light - Brilliant white light provided by four(4) super bright LED's.

